

HydroCom A

Shutoff Valve PN 16, DN 15...32



The HydroCom A is a shutoff valve for the isolation of pipelines in heating and cooling systems.

The HydroCom A consists of a flow optimised y-pattern housing, a valve insert with o-ring sealing and ergonomically designed handwheel with shutoff in less than one turn as well as a HydroPort auxiliary valve. All functions are accessible from the top and include:

- Shutoff
- Impulse tube connection
- Draining, filling and venting

Features

- + Quick shutoff in less than one turn of the handwheel
- + Compact, flow optimised valve body
- + New HydroPort auxiliary valve for easy, quick and safe connection of accessories

Specifications

Sizes	DN 15 to DN 32	
Versions	internal threads to EN 10226	
Operating temperature	-20...120 °C	
Operating pressure	max. 16 bar / PN 16	
Medium	Heating and chilled water, for example according to VDI 2035 Water glycol mixtures with max. 50% glycol content	
Kvs-values	DN 15:	2.0
	DN 20:	3.7
	DN 25:	5.9
	DN 32:	13.0

Product Details

Functions

Shutoff

Pipeline shutoff is achieved by turning the handwheel clockwise until it stops. From open to fully closed the handwheel travel is a bit less than one full turn.



HydroPort



Every HydroCom A is fitted with a HydroPort auxiliary valve as standard. The HydroPort allows snap on connection of accessories. The HydroPort is opened by turning anti clockwise with an open ended 8mm spanner. For pressure pickup (impulse tube connection) one quarter of a turn is sufficient. For draining, filling and venting full flow capacity is reached after one full turn. The HydroPort has a Kvs-value of 0.3.


DRAINING, FILLING AND VENTING

Draining, filling and venting is done with the HydroPort adapter (Item No. 1069601). Technically, draining and venting can also be done without using the HydroPort adapter. However, it is strongly advised to abstain from such an operation due to risk of scalding, also of persons in the vicinity.

IMPULSE TUBE CONNECTION

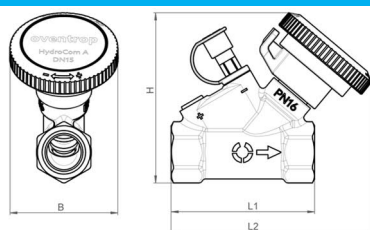
The HydroPort also provides a quick, safe and locked connection for the impulse tube of the HydroControl D differential pressure controller. Impulse tubes of other differential pressure controllers can be connected by using the drain adapter and suitable fittings.

Design and Materials



Item	Material
Handwheel assembly	Polyamide plastic PA6
Housing	Dezincification resistant brass CW602
Insert	Dezincification resistant brass CW602
Stem and plug	Dezincification resistant brass CW602
Spindle seal	EPDM o-ring
HydroPort valve	Dezincification resistant brass CW602
HydroPort seal	EPDM o-ring
Protection cap	TPE

Dimensions



DN	Connection	B [mm]	L1 [mm]	L2 [mm]	H [mm]	Weight [kg]
15	Rp ½	53	71	99	84	0.40
20	Rp ¾	53	74	96	86	0.42
25	Rp 1	53	82	101	98	0.62
32	Rp 1 ¼	53	104	113	110	1.05

Selection

Item Numbers



DN	Connection	Kvs	Item-No.
15	Rp ½	2.0	1062724
20	Rp ¾	3.7	1062726
25	Rp 1	5.9	1062728
32	Rp 1 ¼	13.0	1062730

Accessories

Insulation shells



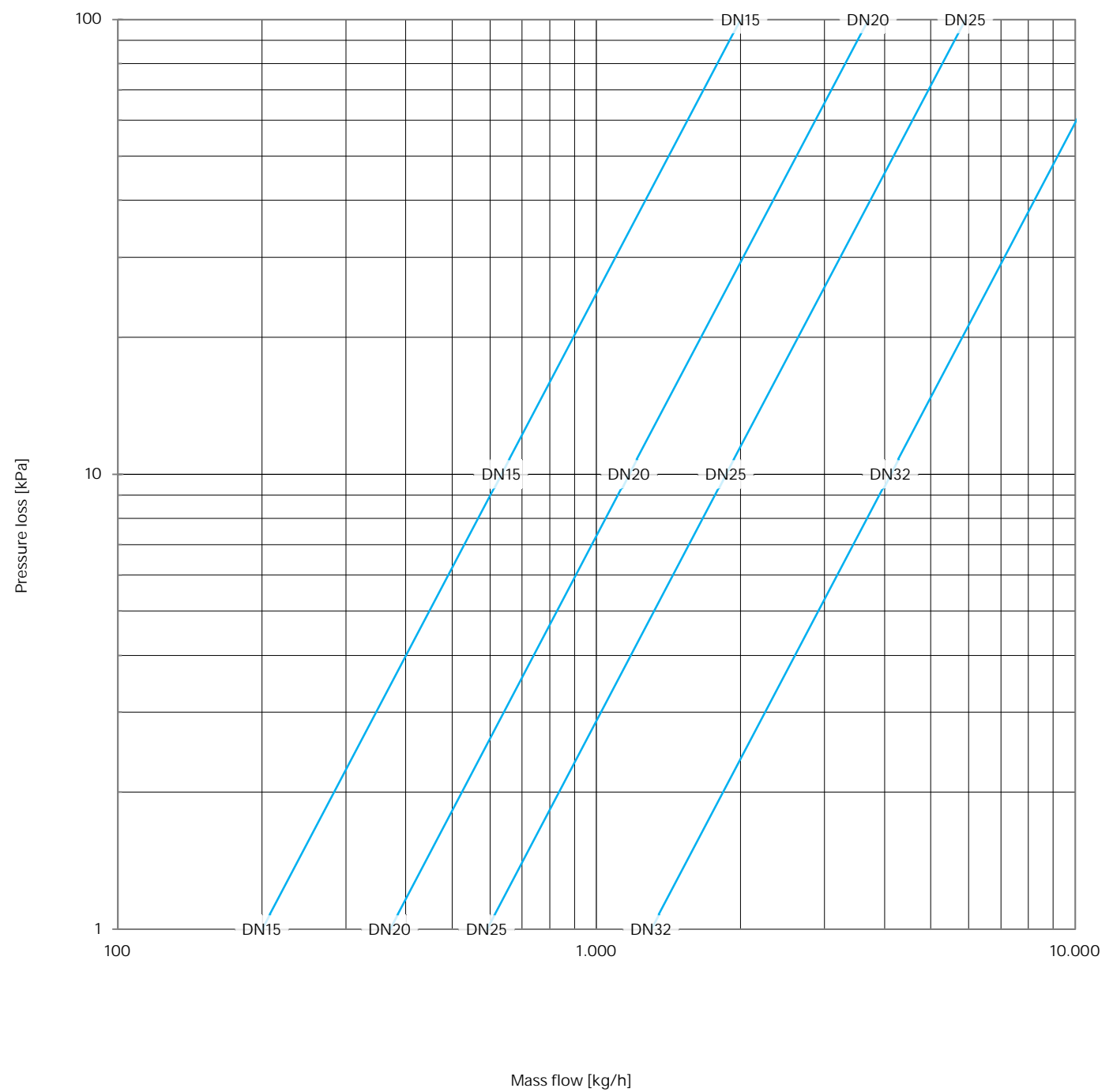
Suitable for	Item-No.
DN15	1069660
DN20	1069661
DN25	1069662
DN32	1069663

HydroPort adapter



Suitable for	Item-No.
All sizes	1069601

Pressure loss chart



	DN15	DN20	DN25	DN32
Kvs-value	2.0	3.7	5.9	13.0

Subject to change • All rights reserved • © 2022 Oventrop GmbH & Co. KG
EN-03119-106272-DB-V2246 – November 2022



Oventrop GmbH & Co. KG • Paul-Oventrop-Strasse 1 • 59939 Olsberg • Germany
T +49 2962 820 • mail@oventrop.com • www.oventrop.com