

Transmission station Regudis H-MT

For the connection of a variable temperature heating circuit (surface heating) and a potable water storage cylinder

OVENTROP transmission station Regudis H-MT with plate heat exchanger for the indirect transmission of heat from a local or district heating network to the potable water and heating system of detached houses or multiple occupancy dwellings.

With electronic controller for the weather guided control of the flow temperature of the heating system and simultaneous limitation of the return temperature to the local/district heating network.

With HT switching module and electric pipe contact safety switch for the connection of a variable temperature heating circuit (surface heating).

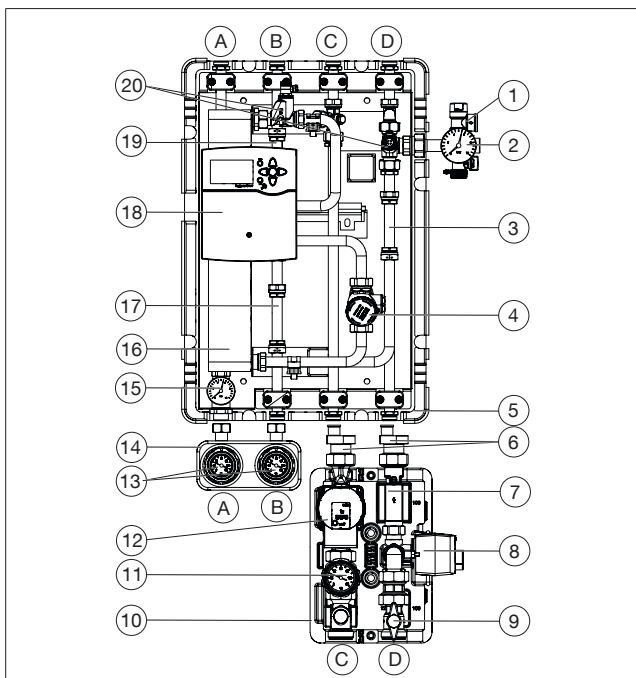
A potable water storage cylinder with internal heat exchanger can be connected to the secondary side.

For use in closed local and district heating networks, for operation with non-aggressive, harmless fluids (e.g. water or suitable water and glycol mixtures according to VDI 2035/ÖNORM 5195).

The station is supplied with mounted functional modules and is completely parameterized and tested at works.



Illust. 1: Transmission station Regudis H-MT



Illust. 2: Construction of the Regudis H-MT

(1)	Safety group
(2)	Pressure gauge
(3)	Spacer for heat meter
(4)	Pressure independent control valve Cocon QTZ with actuator

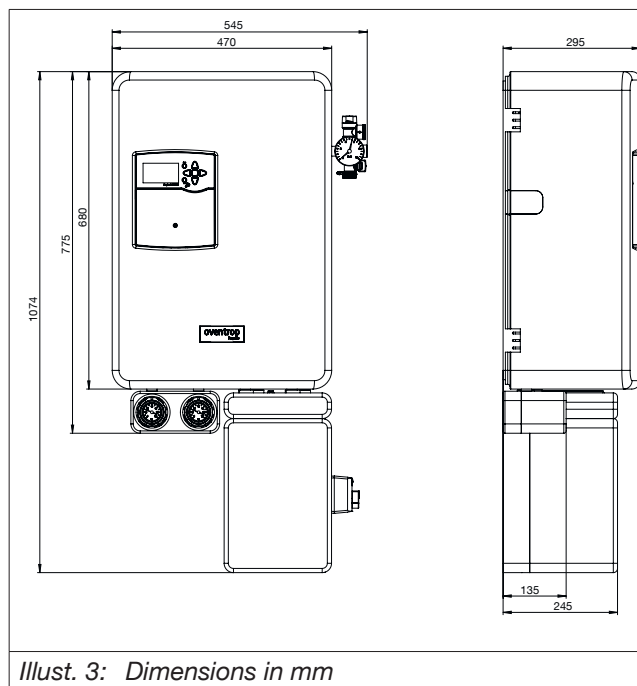
(5)	Rear insulation shell
(6)	Connection fitting
(7)	Flanged pipe with check valve
(8)	Switching valve with 2 point actuator
(9)	Ball valve with handle (2x)
(10)	Rear insulation shell
(11)	Ball valve with thermometer inside the handle
(12)	Pump
(13)	Thermometer
(14)	Rear insulation shell
(15)	Pressure gauge
(16)	Heat exchanger
(17)	Spacer for heat meter
(18)	Electronic controller
(19)	Spacer for heat meter
(20)	Strainer with venting valve

Connections

A	Primary circuit supply
B	Primary circuit return
C	Secondary circuits supply
D	Secondary circuits return

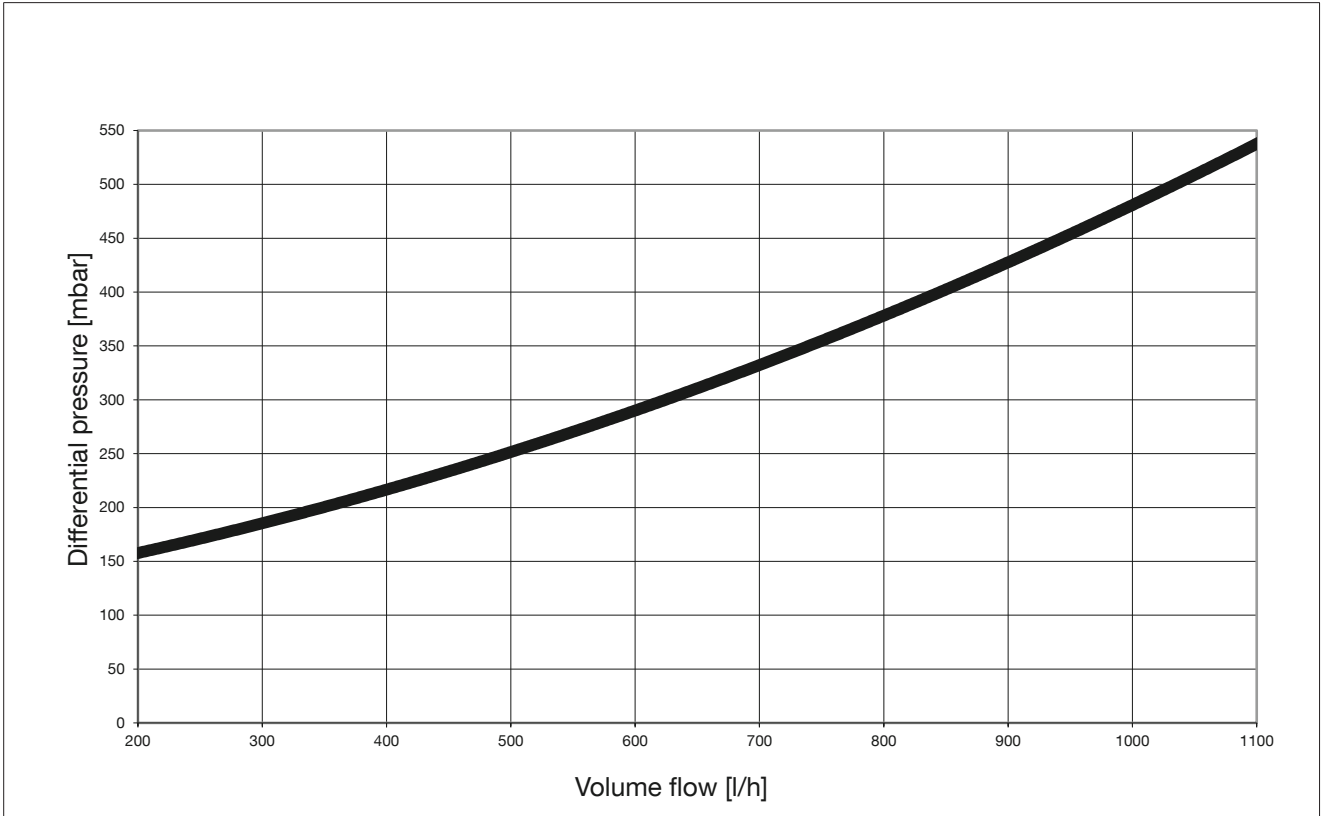
General information		
Item no.	1392027	
Designation	Regudis H-MT	
Nominal size	DN20	
Max. operating temperature ts	95°C	
Max. operating pressure ps	10 bar	
Min. operating pressure ps	1 bar	
Max. primary differential pressure	4 bar	
Ambient temperature T	2-35°C	
Empty weight		
Regudis H-MT	28.36 kg	
Hydronic performance data		
Safety valve secondary side	3 bar	
Max. primary volume flow	1300 l/h	
Display range of the pressure gauge	0 - 10 bar	
Operating fluids	Water / mixtures of water and glycol	
Dimensions		
Regudis H-MT	Width x Height x Depth (in mm)	545 x 1074 x 295
Connections to the pipework		
Transmission station	Flat sealing male thread G ¾	
Ball valve connection set	Flat sealing male thread G1	
HT switching module	Flat sealing male thread G1 ½	
Electrical performance data		
Operating voltage controller	230 V AC, 50-60 Hz	
Actuator	Closed with current off, 24 V DC, control voltage 0-10 V	
Material		
Valves and fittings	Brass, bronze	
Seals	Fibre materials; EPDM	
Base plate	Galvanised steel	
Thermal insulation	EPP	

Heat exchanger	Plate material: stainless steel 1.4401
	Connections: Stainless steel 1.4404
	Brazing material: Copper
Pipes	Stainless steel 1.4404
Spacers	Stainless steel 1.4404

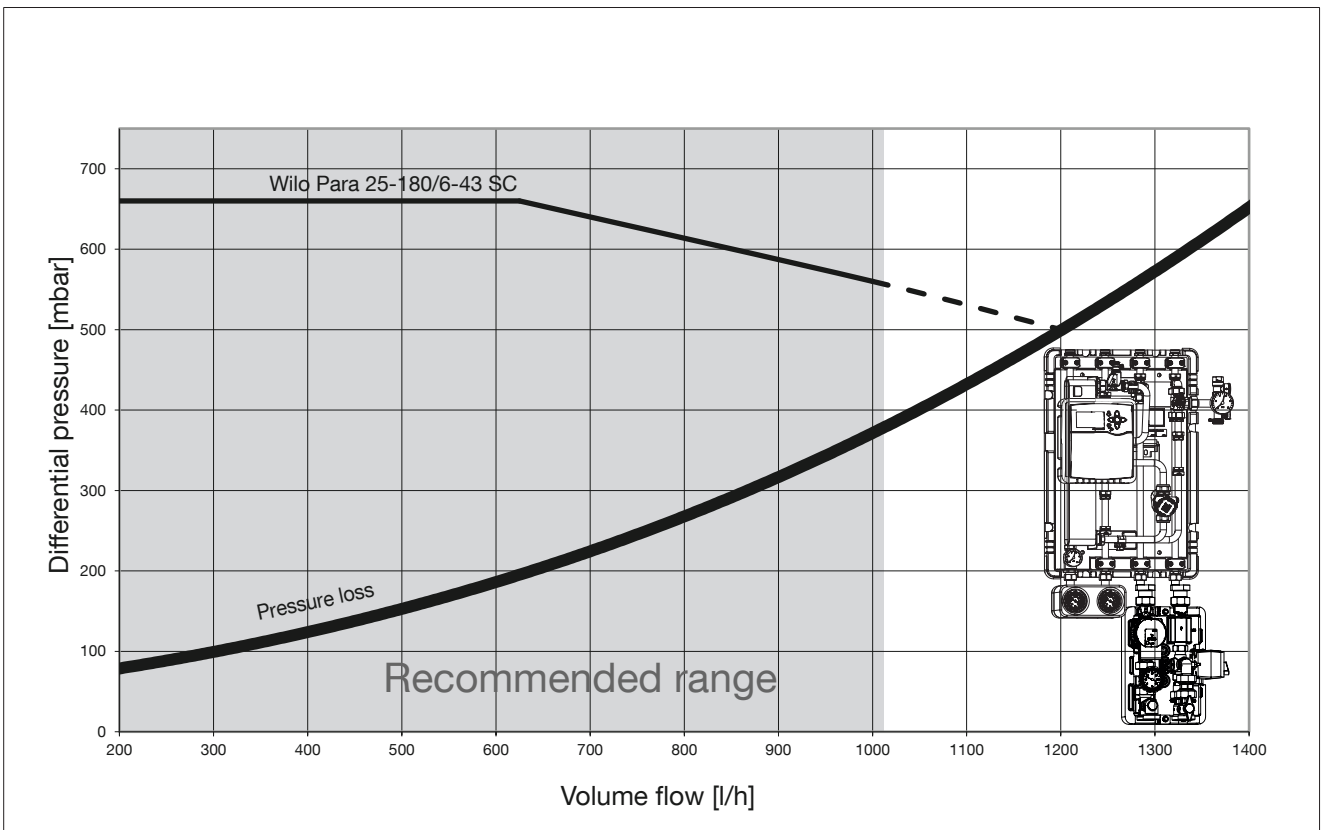


Illust. 3: Dimensions in mm

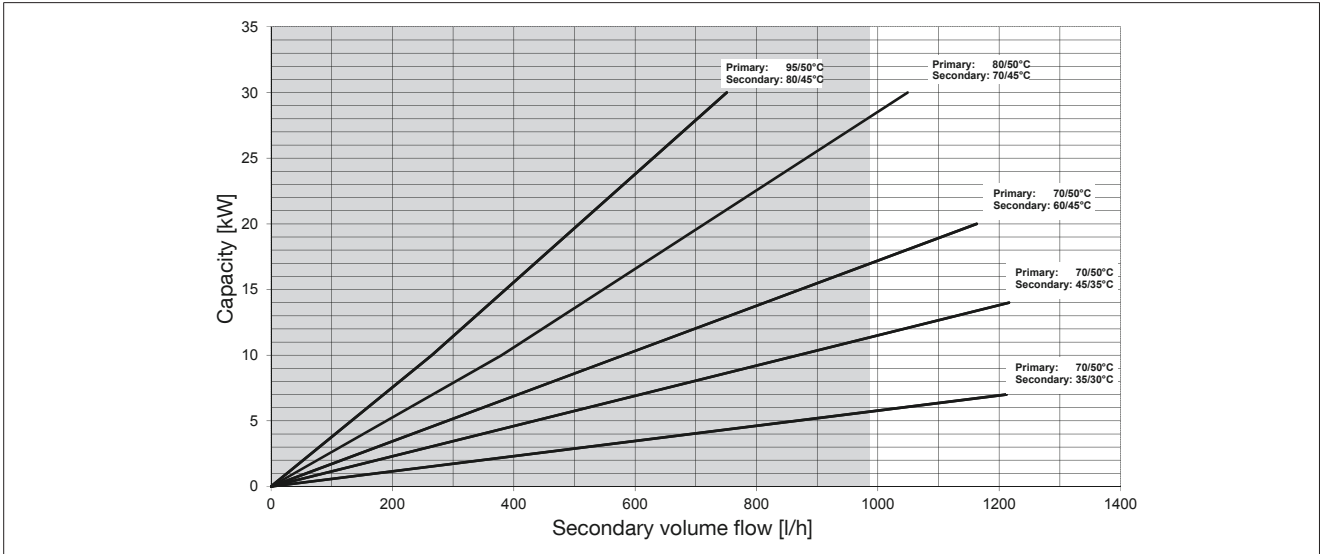
Designation	Item no.
Accessories	
Monovalent potable water storage cylinder Hydrocor WM	1395010
	1395011
	1395012
Diaphragm expansion tank	1399091
	1399092
Extension module Regtronic EM	1152098
Connection set	1399080



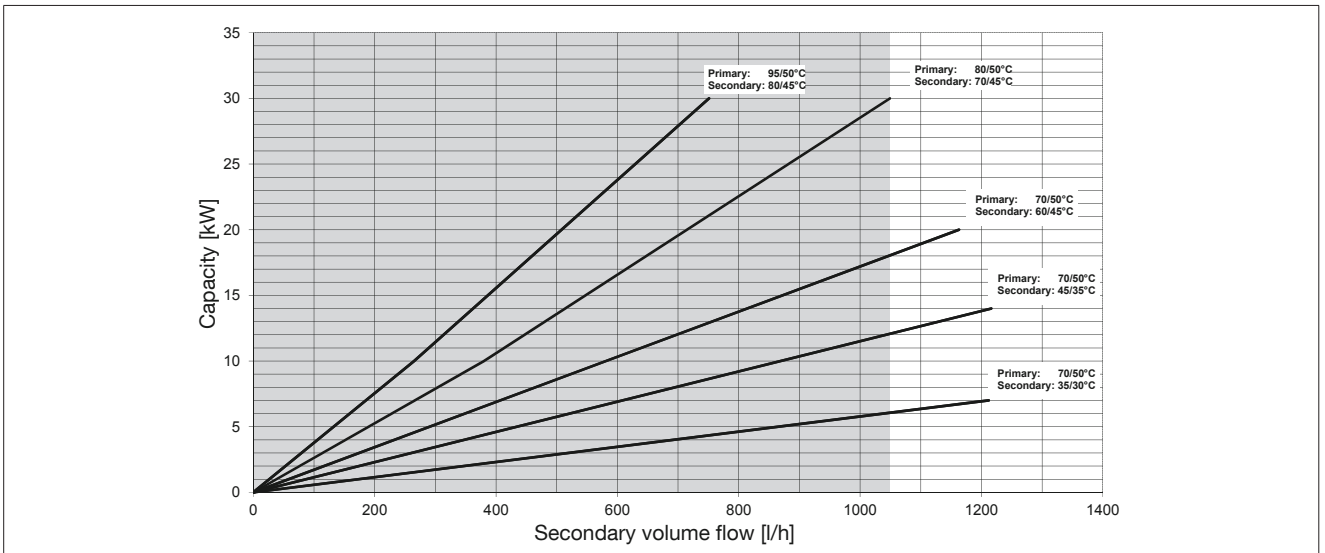
Illust. 4: Pressure loss primary circuit Regudis H



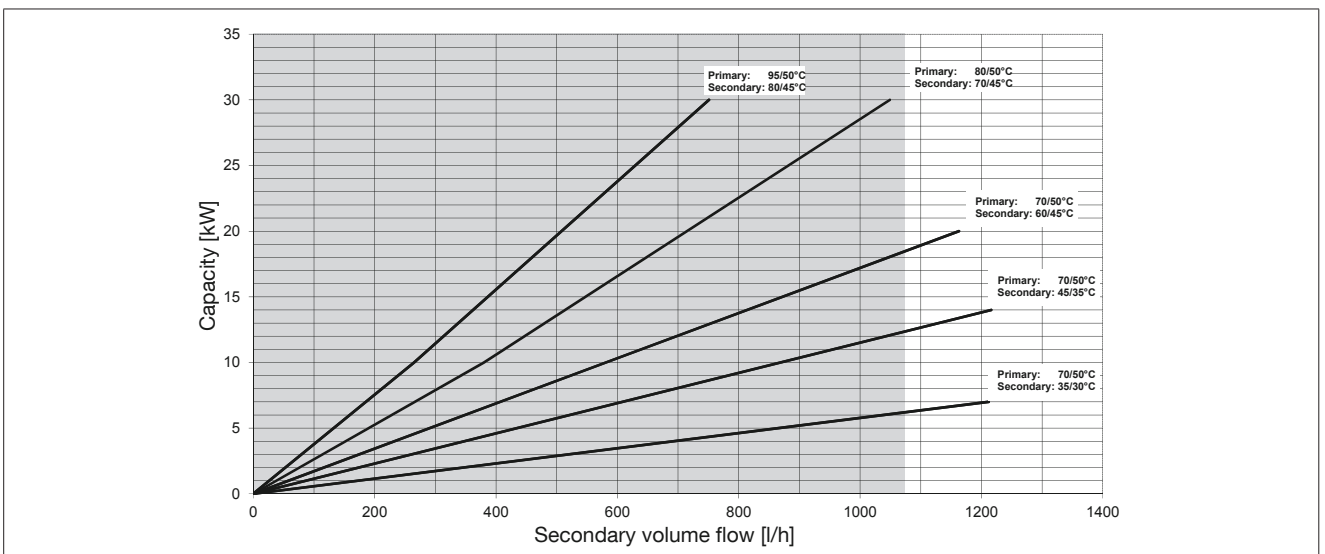
Illust. 5: Pressure loss secondary circuit Regudis H-MT



Illust. 6: Performance chart; recommended max. volume flow Regudis H in combination with HT switching module



Illust. 7: Performance chart; recommended max. volume flow Regudis H in combination with Regumat S



Illust. 8: Performance chart; recommended max. volume flow Regudis H in combination with Regumat M 3