



The Oventrop Quality Management System is certified to DIN-EN-ISO 9001

Tender specification:

Oventrop three-way diverting valve "Tri-D" PN 16 up to 120 °C, for short periods up to 130 °C.

Connection thread M 30 x 1.5

Valve body made of brass, valve disc and O-rings made of EPDM, stem of the regulating insert made of stainless steel.

Connection of copper, precision steel and plastic pipe as well as the Oventrop composition pipe "Copipe" with the help of connection fittings male thread 3/4" "Euro" cone.

Moreover, threaded, solder and plug-in tailpipes with collar nuts may be connected.

Max. working temperature:	120 °C
Min. working temperature:	-10 °C
Max. working pressure:	16 bar
Max. differential pressure:	1 bar
Item no.	114 25 04

Application:

Two pipe central heating and chilled ceiling systems with circulation pump.

Diverting and changingover of the flow in bivalent heating systems or hot water storage cylinders, e.g. solar heating and heatpump installations.

With Oventrop temperature controllers for flow control of air heaters.

Moreover, e.g. with actuators and the corresponding temperature controllers, for flow temperature control of chilled ceilings.

Function:

Oventrop three-way diverting valves "Tri-D" have one inlet port and two outlet ports. Depending on the position of the valve disc, the direction of flow is diverted from one to the other outlet port.

The three-way diverting valve "Tri-D" may be used in combination with:

- Oventrop electrothermal actuators with two-point control
- Oventrop electrothermal actuator (0-10V)
- Oventrop electromotive actuators as proportional regulator (0-10 V) or three point control
- Oventrop electromotive actuators "EIB" and "LON"
- Oventrop temperature controllers with immersion sensor or with contact sensor

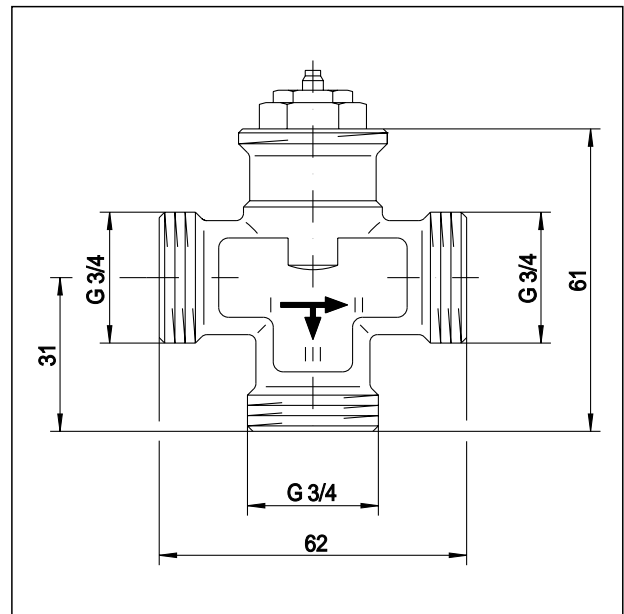
For commercial two point controls, the electrothermal actuators (item nos. 101 24 85 and 101 24 86) are used, with the straight port being closed with current "off" and the port opposite the actuator being fully opened. Reversed action with the current "on". The working procedure of the actuators can be reversed, i.e. the straight port is opened with current "off". Pressure waves are not produced during changeover and the volume of flow remains constant.

When using a steady control, Oventrop temperature controllers with immersion sensor (item nos. 114 05 61 – 114 05 74) or Oventrop temperature controllers with contact sensor (item nos. 114 28 61 – 114 28 64) are used. These are proportional controllers working without auxiliary energy and allowing intermediate positions. With the temperature at the sensor rising, the straight port is closed and the angle port is opened

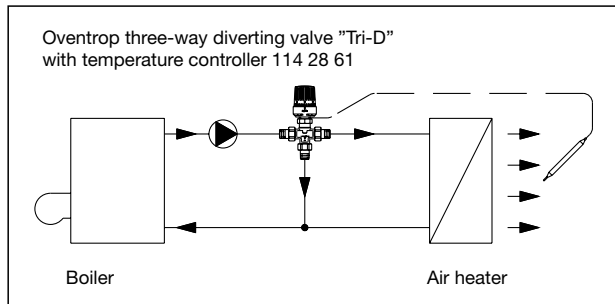
Three-way diverting valve "Tri-D" -male thread 3/4"- "Euro" cone



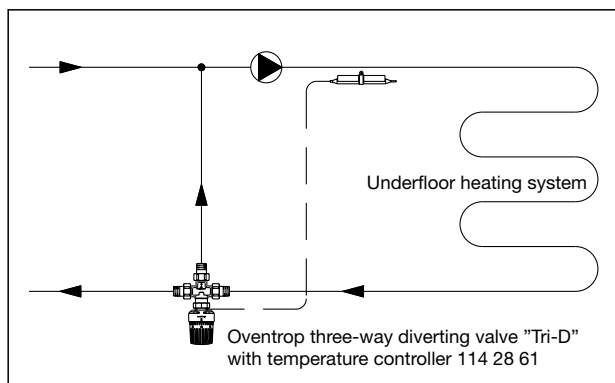
Dimensions:



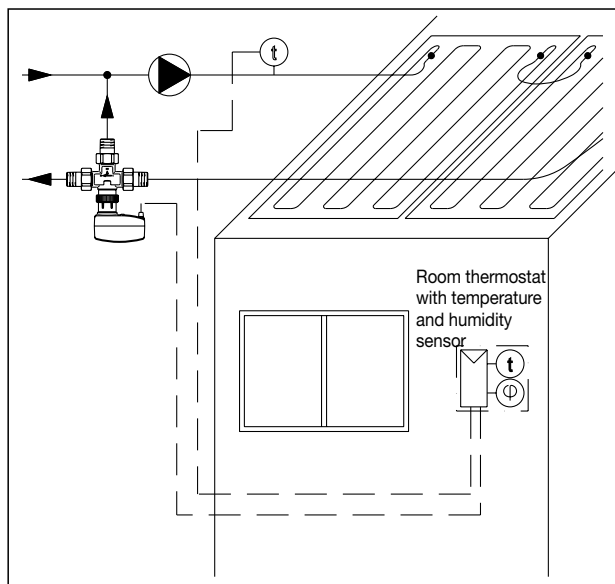
Examples of installation:



Use in a heating system with air heater
The outlet temperature of the air heater is controlled.



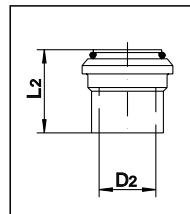
Control of underfloor heating systems
The flow temperature of the underfloor circuit is limited to the set value.



Control of chilled surfaces
The flow temperature of the chilled ceiling circuit is controlled depending on the dew point temperature of the room. Adaptation of the flow temperature of the chilled ceiling without interrupting the cooling system.

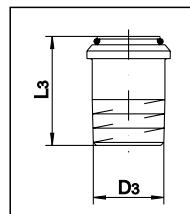
Accessories sets:

Each set contains 3 tailpipes and 3 collar nuts.



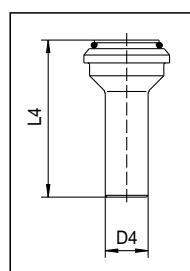
Solder tailpipes

DN	D ₂	L ₂	Item no.
15	12	22	114 01 91
15	15	22	114 01 92



Threaded tailpipes

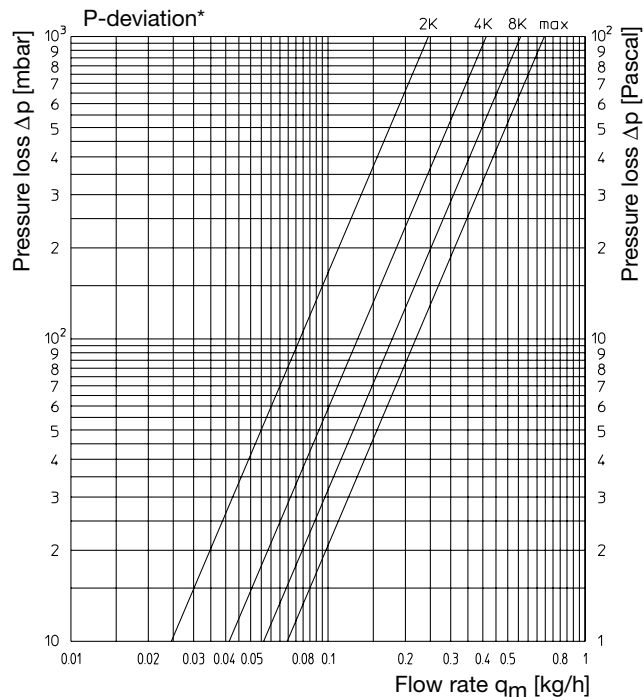
DN	D ₃ DIN 2999	L ₃	Item no.
15	R 1/2	31,5	114 02 92



Plug-in tailpipes

DN	D ₄	L ₄	Item no.
15	10	41	114 03 90
15	12	45	114 03 91
15	15	47	114 03 92

Performance data:



* When used with Oventrop temperature controllers. The values correspond to the flow of the straight port I-II at the given P-deviations. The kvs value corresponds to the flow in direction I-II with the valve opened or in direction I-III with the valve closed.

Subject to technical modification without notice.

Product group 3
ti 136-1/10/1.2002/MW

Printed on paper free from
chlorine bleaching.

OVENTROP UK LTD.
Unit I - The Loddon Centre
Wade Road
Basingstoke, Hampshire RG24 8FL
Telephone (01256) 330441
Telefax (Sales) (01256) 330525
Telefax (General) (01256) 470970
E-Mail sales@oventrop.co.uk

F. W. OVENTROP GmbH & Co. KG
Paul-Oventrop-Straße 1
D-59939 Olsberg
Telephone (02962) 82-0
Telefax (02962) 82405
Internet <http://www.oventrop.de>
eMail mail@oventrop.de