

HydroCom A

Shutoff valve PN 16, DN 15...32



The HydroCom A is a shutoff valve for use in closed heating and cooling systems.

The HydroCom A consists of a flow optimised Y-pattern body, a valve insert with O-ring sealing and ergonomically designed handwheel with shutoff in less than one turn as well as a HydroPort auxiliary valve. All functions are accessible from the top and include the following:

- Pipeline shutoff
- Impulse tube connection
- Draining, filling and bleeding

Features

- + Quick shutoff in less than one turn of the handwheel
- + Compact, flow optimised Y-pattern valve body
- + New HydroPort auxiliary valve for easy, quick and safe connection of accessories

Technical data

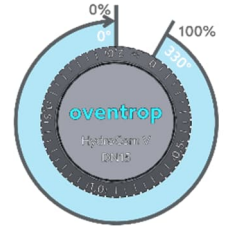
Nominal sizes	DN 15...32
Versions	Internal threads according to EN 10226
Operating temperature	-20...120 °C
Operating pressure	Max. 16 bar / PN 16
Medium	Heating and cooling water according to VDI 2035 or ÖNORM 5195 Water-glycol mixtures with a max. glycol content of 50 %
Kvs values	DN 15: 2.0 DN 20: 3.7 DN 25: 5.9 DN 32: 13.0

Product Details

Functions

Shutoff

Pipeline shutoff is achieved by turning the handwheel clockwise until it stops. From open to fully closed the handwheel travel is a bit less than one full turn.



HydroPort



Every HydroCom A is equipped with a HydroPort auxiliary valve as standard. The HydroPort allows snap on connection of accessories. The HydroPort is opened by turning anticlockwise. A quarter turn is sufficient to measure the pressure, a full turn is sufficient to drain and fill.


DRAINING, FILLING AND BLEEDING

Draining, filling and bleeding is done with the HydroPort adapter (Item-No. 1069601). Bleeding is also possible without the adapter.

IMPULSE TUBE CONNECTION

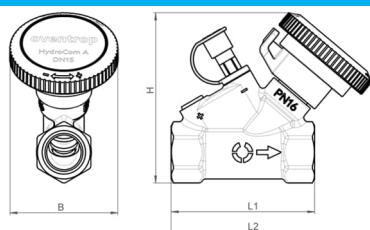
The HydroPort enables a quick, safe and secure connection of the impulse tube of a HydroControl D differential pressure regulator. Impulse tubes of other differential pressure regulators can be connected with the HydroPort drain adapter and suitable connection pieces.

Design and Materials



Component	Material
Handwheel assembly	Polyamide plastic PA6
Body	Dezincification resistant brass CW602
Bonnet	Dezincification resistant brass CW602
Spindle and plug	Dezincification resistant brass CW602
Spindle sealing	EPDM O-ring
HydroPort valve	Dezincification resistant brass CW602
HydroPort seal	EPDM O-ring
Protection cap	TPE

Dimensions



DN	Connec- tion	B [mm]	L1 [mm]	L2 [mm]	H [mm]	Weight [kg]
15	Rp ½	53	71	99	84	0.40
20	Rp ¾	53	74	96	86	0.42
25	Rp 1	53	82	101	98	0.62
32	Rp 1 ¼	53	104	113	110	1.05

Selection

Item Numbers



DN	Connection	Kvs	Item no.
15	Rp ½	2.0	1062724
20	Rp ¾	3.7	1062726
25	Rp 1	5.9	1062728
32	Rp 1 ¼	13.0	1062730

Accessories

Thermal insulation shell



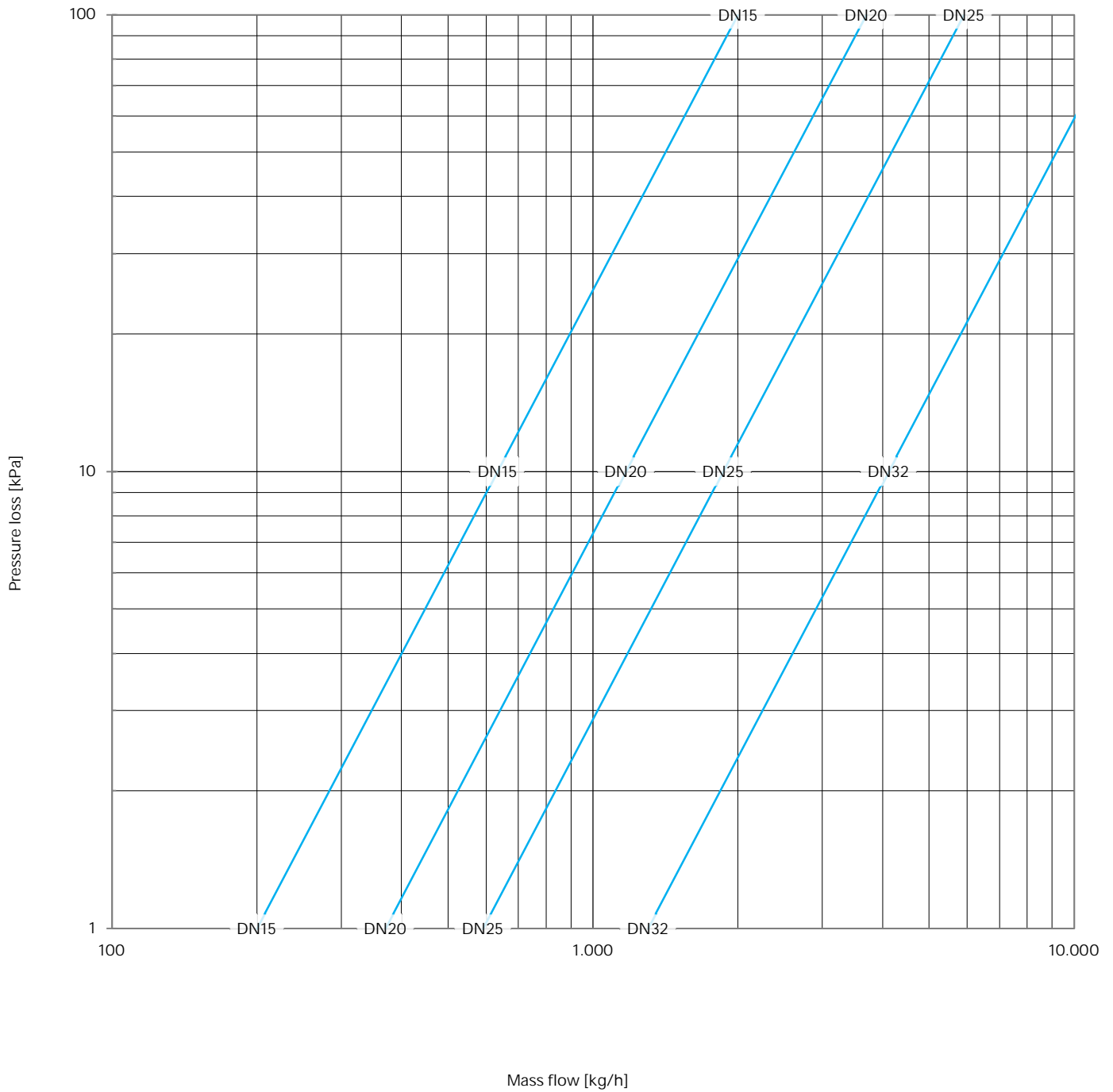
Suitable for	Item no.
DN 15	1069660
DN 20	1069661
DN 25	1069662
DN 32	1069663

HydroPort adapter



Suitable for	Item no.
All nominal sizes	1069601

Flow Chart



	DN 15	DN 20	DN 25	DN 32
Kvs value	2,0	3,7	5,9	13,0

Subject to change without notice • All rights reserved • © 2022 Oventrop GmbH & Co. KG
 EN-03119-106272-DB-V2109 – August 2021