

#### Tender specification:

The Oventrop dwelling stations “Regudis W-TU” supply heating water as well as cold and hot potable water to individual dwellings without using auxiliary energy. The hot water for heating purposes is provided by a central heat supply. The potable water is heated locally via a heat exchanger according to the continuous flow principle.

#### Advantages:

- hygienic hot potable water preparation according to the continuous flow principle
- no auxiliary energy required for heat distribution
- no potable water reserve required
- hygienic hot potable water preparation according to the continuous flow principle
- setting of the potable water temperature at the temperature controller
- piping of the station and heat exchanger made of high-quality stainless steel
- station completely pre-assembled on a base plate, leakage and function tested at works
- heat exchanger resistant to furring due to the thermal compensation which is achieved through the installation position, sufficient thermal length and the type of hydronic connection

#### Function:

The hot potable water preparation is controlled by a proportional flow controller with hydronic control without auxiliary energy. When drawing off water, the heating water of the central heat supply passes across the plate heat exchanger which warms up the potable water.

#### Technical data:

Nominal size:	DN 20
Max. operating pressure $p_s$ :	10 bar
Max. operating temperature $t_s$ : (Heating water - supply)	90 °C
Min. cold water pressure:	
without flow limiter:	2,0 bar
with flow limiter:	2,5 bar
Min. differential pressure supply:	300 mbar
Draw off temperature $t_{draw\ off}$ :	40 - 70 °C
Min. flow temperature:	$t_{draw\ off} + 15\ K$
Connections:	G 3/4 collar nut, flat sealing

Performance range 3:	
Nominal draw off capacity (PWH):	17 l/min.
Draw off capacity at $\Delta T\ 35\ K$ :	42 KW

Fluid primary side:	Heating water
Fluid secondary side:	Potable water

#### Materials:

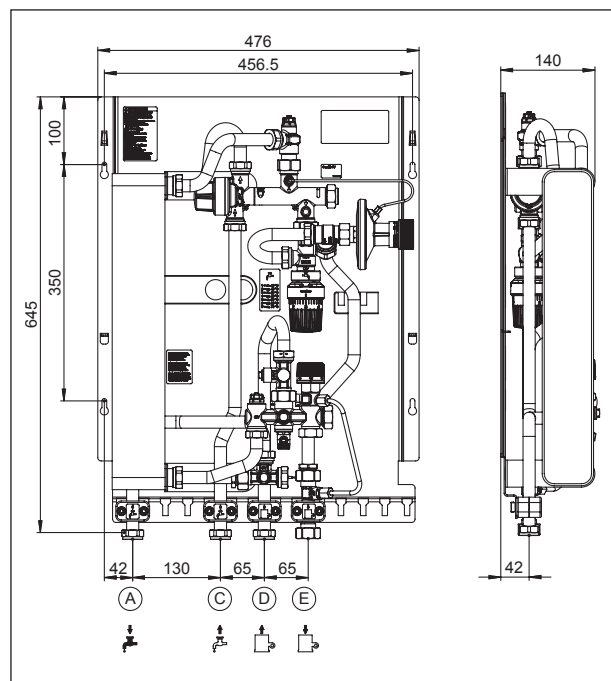
Plate heat exchanger:	Stainless steel 1.4401 / brazed copper or nickel
Pipes:	Stainless steel 1.4404 / 1.4401
Valves and fittings:	Brass /brass resistant to dezincification
Seals:	EPDM / PTFE

#### Models “Regudis W-TU”

Performance range	1	2	3
Heat exchanger Cu			1341262
Ni			1341252



“Regudis W-TU”



Dimensions

**Note:**

- A copper or nickel brazed stainless steel plate heat exchanger is part of the dwelling station “Regudis W-TU”. The specifying engineer and the user of the system are responsible to incorporate and evaluate substances and other factors in the water, which influence corrosion and the formation of calcium deposits.  
Please observe the document “Demands on potable water when using the Oventrop fresh water and dwelling stations”, see [www.ventrop.com](http://www.ventrop.com).
- When using a heat meter, it is recommended to only use heat meters with quick sampling rate at one second intervals and with integrated return sensor in the body.
- According to the DVGW work sheet W551, dwelling stations are small installations if the pipe content of each potable water pipe behind the station does not exceed 3 litres. As a result, the following pipe lengths for copper and stainless steel pipes must not be exceeded:

	da [mm]	di [mm]	V/L [l/m]	l <sub>max</sub> [m]
DN 10	12	10	0.08	37.9
DN 12	15	13	0.13	22.6
DN 15	18	16	0.20	14.9
DN 20	22	20	0.31	9.5
DN 25	28	25	0.49	6.1

**Setting of the temperature controller:**

When leaving the factory, the temperature controller is set to position 3. This corresponds to a potable water temperature of approx. 50 °C. The setting can be adjusted to the required potable water temperature.

Control range: 40 - 70 °C

**Note:**

High system temperatures may enhance corrosion and the formation of calcium deposits. The specifying engineer and the user of the system are responsible to evaluate these factors and to take preventive measures if required (e.g. water treatment).

**Risk of scalding!** Outlet temperatures exceeding 43 °C can lead to scalding.

**Nominal draw off capacity**

Since 01.04.2016, the Oventrop dwelling stations are no longer supplied with flow limiters for the limitation of the maximum potable water draw off capacity.

The use of different plate heat exchangers allows for the adaptation of the performance range to the individual requirements.

Performance range 1: Nominal draw off capacity 12 l/min.

Performance range 2: Nominal draw off capacity 15 l/min.

Performance range 3: Nominal draw off capacity 17 l/min.

**Draw off temperature  $t_{\text{draw off}}$**

The draw off temperature is adjustable between 40 °C and 70 °C and remains constant within the performance range. If the nominal draw off capacity is exceeded,  $t_{\text{draw off}}$  may drop below the set value. The nominal draw off capacity depends on the selected performance range and the flow temperature of the heating water.

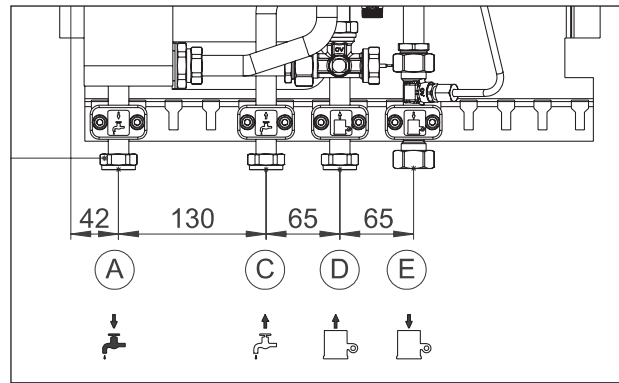
The indicated performance range (nominal draw off capacity 12/15/17 l/min.) is related to a heating water flow temperature lying 15 K above the set draw off temperature (temperature difference of 15 K). If the temperature difference exceeds 15 K, the effective draw off capacity increases.

Flow limiters for the limitation of the potable water draw off capacity are available as accessory.

**Item no.:**

Draw off capacity limitation 12 l/min.:	1349980
Draw off capacity limitation 15 l/min.:	1349981
Draw off capacity limitation 17 l/min.:	1349982

When leaving the factory, the differential pressure regulator is set to 150 mbar. Higher settings provoke an increase of the draw off capacity but may lead to noises in the heating circuit (the delivery capacity of the supply pump must be observed!).



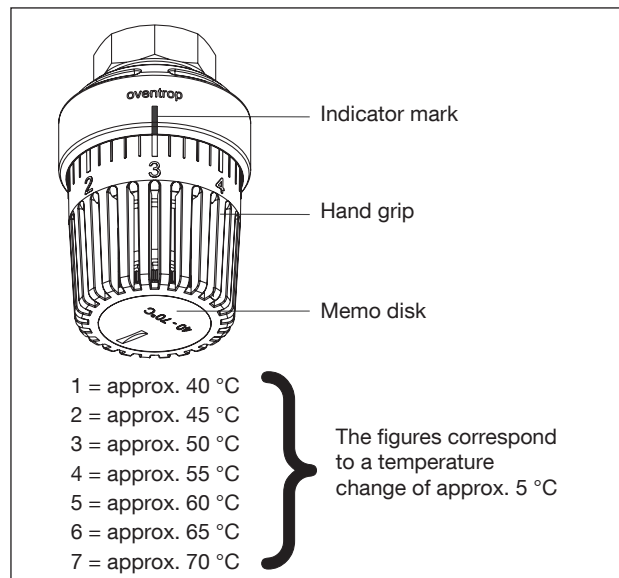
Connections

**Potable water dwelling**

- A – Potable water hot
- B – Potable water cold

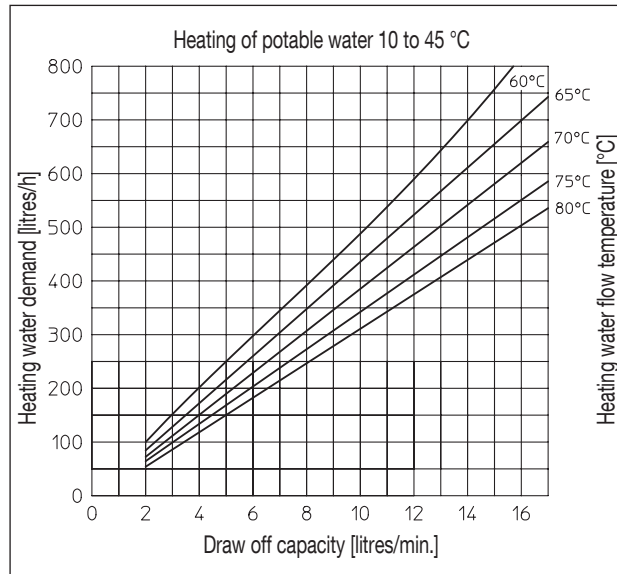
**Supply**

- C – Cold water supply
- D – Heating water supply
- E – Heating water return

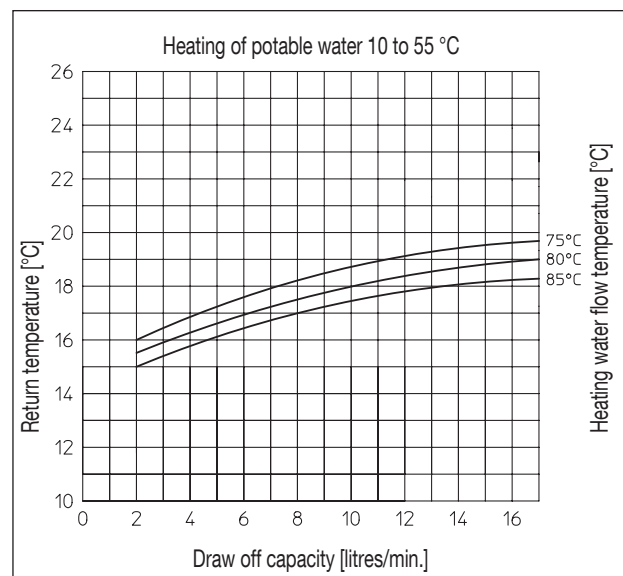
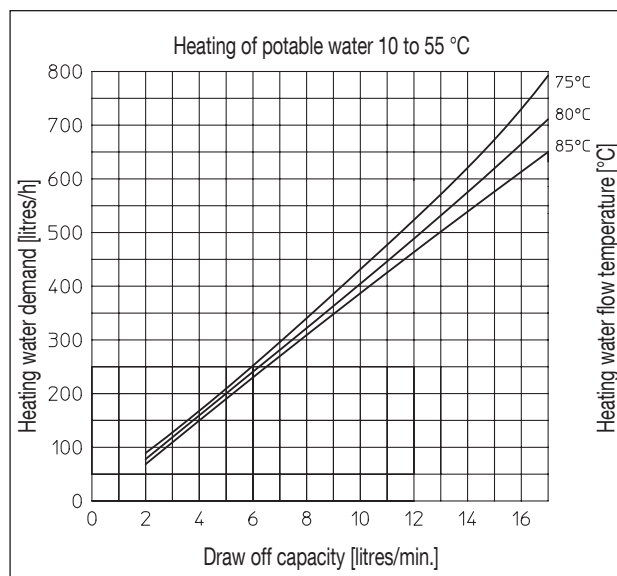
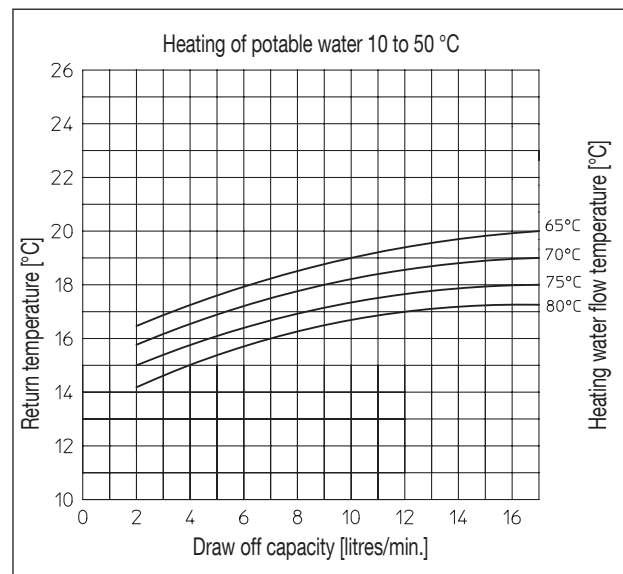
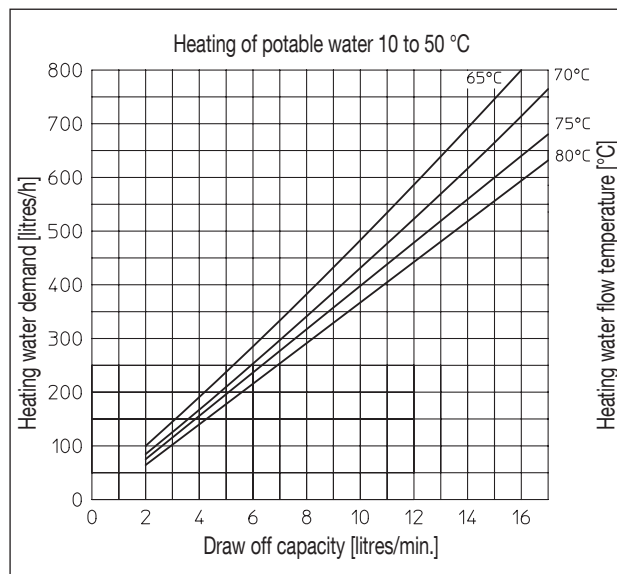
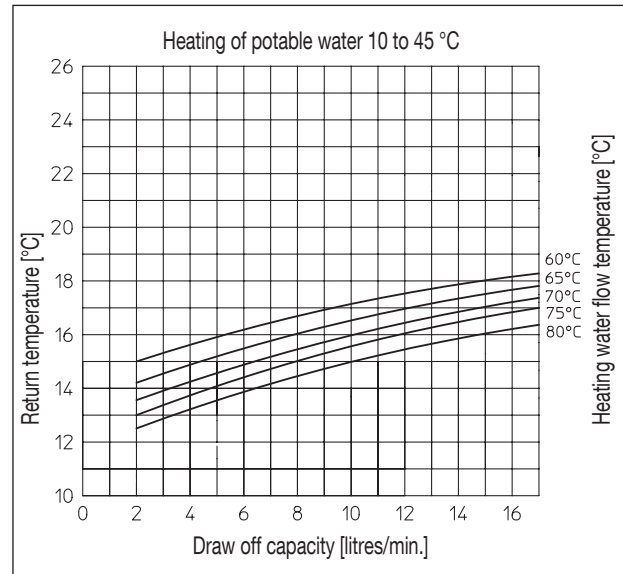


Temperature controller

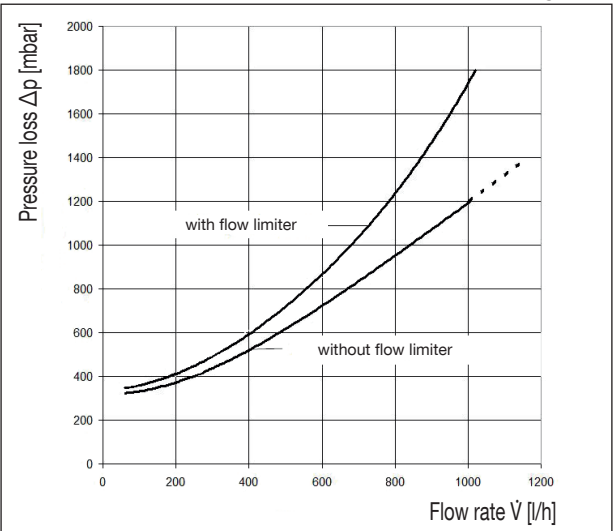
Heating water demand - Performance range 3



Return temperature – Performance range 3



Pressure loss potable water circuit – Performance range 3



Further models “Regudis W-TU”

with cold water outlet dwelling and spacer for water meter

Performance range	1	2	3
Heat exchanger Cu			1341257
Ni			1341267

Accessories:

Item no.:

Flow limiter	1349980
Draw off capacity limitation 12 l/min.	1349981
Draw off capacity limitation 15 l/min.	1349982
Draw off capacity limitation 17 l/min.	1341095
Surface-mounted cover	1341071
Surface-mounted cabinet	1341198
Surface-mounted cabinet - long model	1341070
Flush-mounted cabinet	1341175
Flush-mounted cabinet - long model	1349051
Plug for temperature sensor (heat meter)	

The complete range of accessories can be found in the catalogue “Product” or on the Internet under [www.oventrop.de](http://www.oventrop.de).

Subject to technical modifications without notice.

Product range 3.1  
ti 356-EN/10/MW  
Edition 2019