

Oventrop operates a quality system certified to DIN EN ISO 9001



Thermostatic mixing valve

“Brawa-Mix”

Technical Information

Description:

The Oventrop “Brawa-Mix” thermostatic mixing valve features a stepless manual adjustment for the temperature of mixed water for domestic use, thus complying with the requirements aimed at saving energy.

Built into the mixing chamber is a highly responsive temperature sensing element, which closes the hot water inlet port (W), should the cold water supply fail.

For installation in domestic hot water systems rated at 10 bar and 90 °C.

Control range 35 - 50 °C.

$K_V = 1.4$, max. flow rate 0.42 l/sec.

Max. differential pressure between cold and hot water supply 500 kPa.

Control of temperature for the mixed water using of a lockable handwheel.

Bronze valve body, the valve cone and sliding components are made from a high quality calcification resistant plastic.

Item No. 130 03 51.

Connections G 1 parallel male thread with a coupling nut.

Fitting accessories - in sets:

Set 1 = 3 tails with male thread R 3/4	130 03 91
Set 2 = 3 solder tails 15 mm	130 03 92
Set 3 = 3 solder tails 18 mm	130 03 93
Set 4 = 3 solder tails 22 mm	130 03 94

Compression fittings on request.

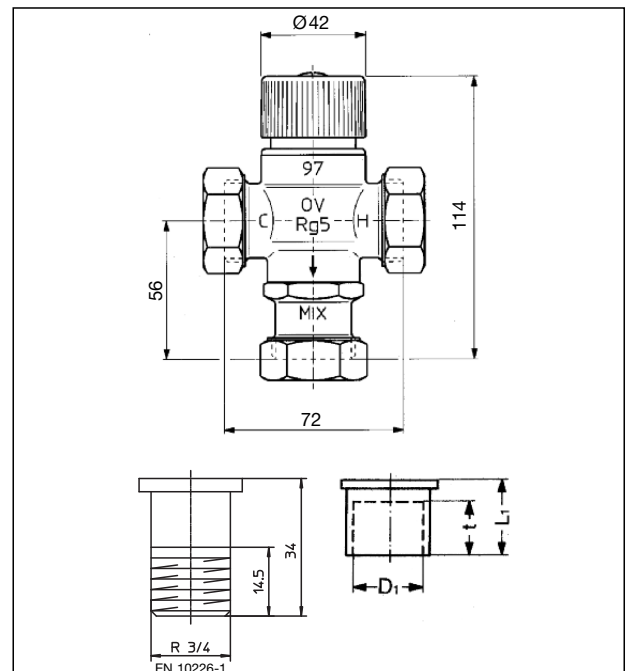
Application:

Fitted downstream from a calorifier or hot water storage cylinder, “Brawa-Mix” mixes the primary hot water with cold water from town mains or the storage tank. The mixed water entirely engulfs the sensing element, which helps to maintain an accurate temperature control.

The stepless adjustment of temperature between 35 and 50 °C for the mixed water is by use of a handwheel which is lockable, thus preventing tampering by unauthorised people. High quality calcification and corrosion resistant materials are used in the manufacture of all working components. The hot water port closes in case of failure in the cold water supply. In systems fitted with circulation pumps a special Oventrop cold water restrictor valve prevents cold water entering pipe sections fitted with draw-off taps, while the Oventrop inline thermometer with dial, helps to control the temperature of the mixed water.

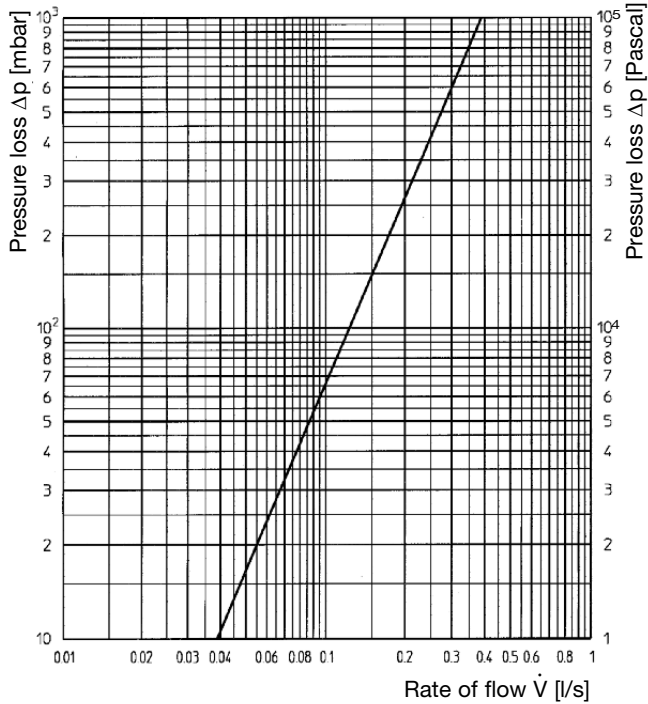


Dimensions:



D ₁	L ₁	t
15	20	12
18	23	15
22	24	17

Performance data:



Oventrop inline thermometer. This inline thermometer is installed in the (MIX) mixed water exit port, it has an indicating range between 20 and 80 °C on a 63 mm diameter dial. Fitted with an immersion pocket, the thermometer can be withdrawn under working conditions. Bronze thermometer housing with G 1 coupling nut and G 1 male thread on the exit port.

Item No. 130 09 52.

Oventrop cold water restrictor valve. This is for installation in systems with pumped circulation. With bronze housing the inner components are made from calcification resistant high quality plastic. Both ports with Rp 3/4 female thread according to EN 10226-1.

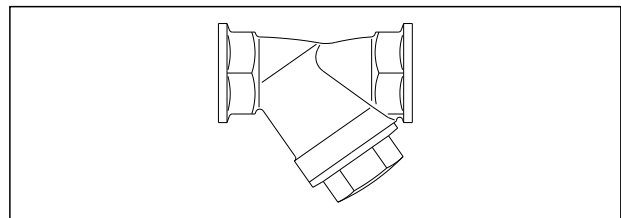
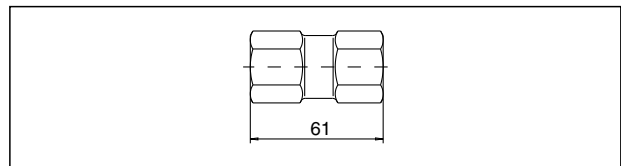
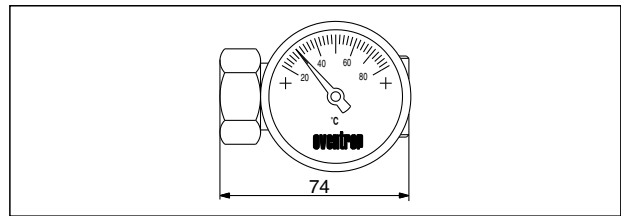
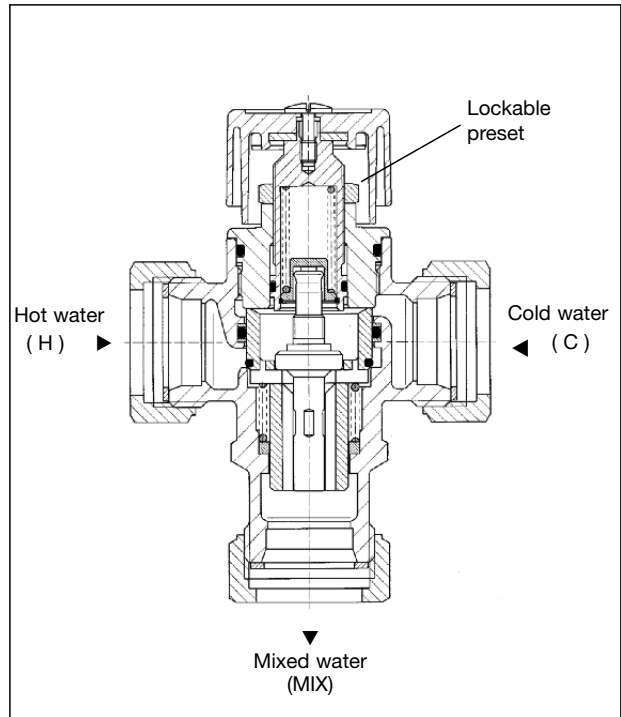
Item No. 130 20 06.

Strainer. This is for installation into the hot and cold water supply to avoid malfunction caused by impurities. Body made of bronze, cap made of brass, stainless steel screen, both ports Rp 3/4 female thread according to EN 10226-1.

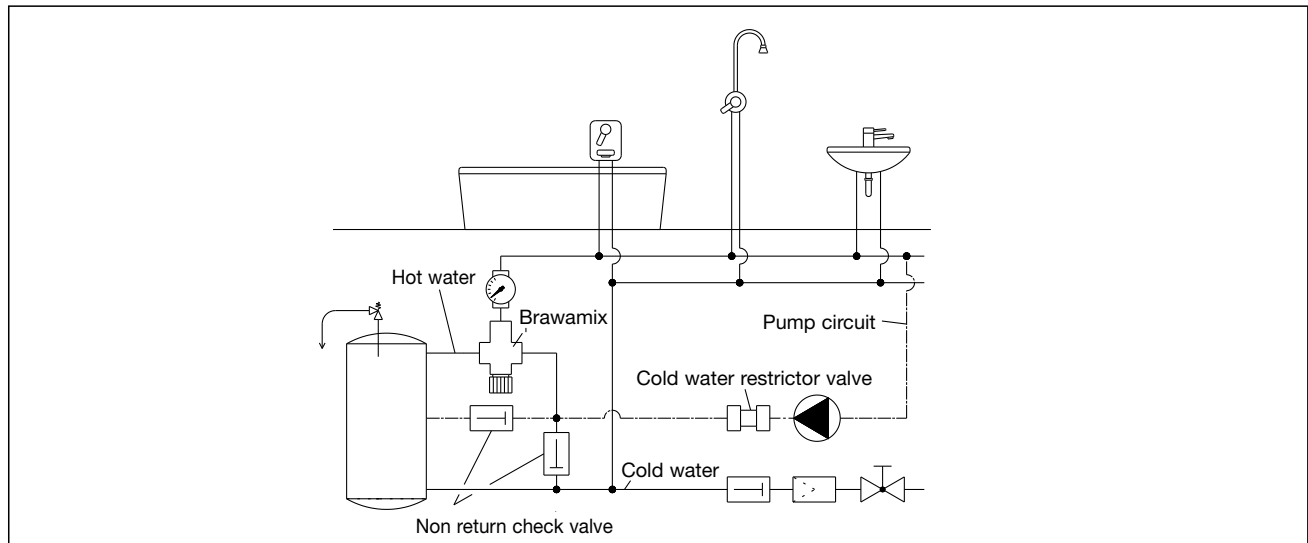
Item no. 112 00 06 mesh size 600 µm

Item no. 112 10 06 mesh size 250 µm

Sectional drawing:



Example of installation:



OVENTROP
GmbH & Co. KG
Paul-Oventrop-Straße 1
D-59939 Olsberg

Telephone +49 (0) 2962 82-0
Telefax +49 (0) 2962 82-450
E-Mail mail@oventrop.de
Internet www.oventrop.com

For an overview of our
global presence visit
www.oventrop.com.